



NEW PRODUCTS

brunner ::

INNOVATION FACTORY



We ceremonially broke the ground for the construction of our new production facility, the Innovation Factory, on 15th May 2017. The modern, transparent building at the Rheinau factory site in Germany won't just be home to development work – thanks to the open architectural concept, customers also have the opportunity to watch final assembly work. The open design of the entire building ensures that the development and production processes are visible to our customers, helping us to convey the high quality of our product development processes.

The Innovation Factory is the visible heart of our innovative activities. When implementing new product ideas, we rely on the cooperation of external designers, expert suppliers, customers and our own engineers to develop progressive products.

And that is all on display: the visible wooden structure of the industrial building makes for a striking image that pays homage to the company's manufacturing concept – because a lot is made by hand during the production of our contract furniture.

The building is split into the cafeteria, innovation, office, assembly and dispatch areas. The Innovation Factory is a self-contained building on the company's own site with a logistics facility and a link through to the existing production hall.

The first ideas from our new Innovation Factory are already visible in this brochure. What's more, from January 2019, you will also be able to experience our new building first hand.

We look forward to seeing you. In the meantime, have fun with all our new products!

New products

06 A-COLLECTION

- 08 A-BENCH
- 14 A-LOUNGE
- 18 A-CHAIR

24 RAY COLLECTION

- 26 RAY SOFT
- 32 RAY
- 36 RAY TABLE
- 38 RAY LOUNGE

40 CRONA COLLECTION

- 42 CRONA LIGHT TOUCH
- 44 CRONA LIGHT
- 48 CRONA STEEL
- 52 CRONA LIGHT BAR

**54 MORE
HIGHLIGHTS**

- 56 LIFT
- 60 TEAM
- 64 CELLULAR
- 66 BREAK
- 68 FINA CLUB & BAR
- 70 HERO

**74 TECHNICAL
INFORMATION**

A-Bench
A-Lounge
A-Chair

A-COLLECTION

Our A-Team.

A matching set made for one another. It all began with the A-Chair designed by jehs+laub. Now, there is a whole A-Collection in which no one piece looks individual, together they look like a complete set. This is due to the characteristic A shape of the frame which merges harmoniously and discreetly with any environment. Whether an A-Chair, A-Table, A-Lounge or A-Bench: Design options from A to Z await you here.

A-Bench

jehs+laub



Benchmark.

Never before has it been so easy to divide the load: A-Bench is a modular system that meets every challenge with style.

No matter how you approach it: the eight different elements always fit together perfectly – even when they are separate.

You can put
it all together
into a long
bench.

Cafeteria, restaurant, co-working space or lounge: A-Bench can be used anywhere. And for those not satisfied with the varied combinations, get a little more legroom with the matching A-Table.





Bench presses? We prefer to do them in comfort. That's why the A-Bench features high-quality pocket-sprung upholstery elements: for outstanding seating comfort and perfectly matched lines. This makes your possibilities virtually limitless – and if there are limits, you simply work around them.

Thinking beyond
the curve.

A-Lounge

jehs+laub



**Feel free to take
more space.**

Perfect for those who love to be around people but still value their own space. A-Lounge provides more space and first-class seating comfort: with numerous possible uses and cosy upholstery. The aluminium and wood frame versions go with anything. And each other.

One for all.
And all for one.



A-Chair

jehs+laub



**Comfort is always
within arm's reach.**

Your elbows will not get in the way with this chair. With the plastic armrests integrated in its frame, the A-Chair knows how to please when it comes to comfort. And you can even sit one on top of the other. Or 15. After all, the A-Chair is just so easy to stack.



Gets things
sorted.



Why always look ahead? The A-Chair is a row chair and will amaze with its elegant appearance even when positioned away from the stage. A single A-Chair looks stunning enough, but you also have the option of filling entire rooms with them for the real wow factor.



**A-Chair – the modular
all-rounder with a
one-piece look.**

ray soft
ray
ray table
ray lounge

RAY COLLECTION

Rarely has a collection managed to combine professional and personal so well.

When jehs+laub designed the ray cantilever chair, they wanted the idea behind it to be recognized for just a fraction of a second: flowing transitions that reinterpret the link between various materials. With ray, ray lounge and ray table, the ray collection has continued to grow. Along with its possibilities. From teamwork in the conference room to a cosy break in the lounge area: the ray collection is the answer to it all.

ray soft

jehs+laub

For fans
of soft styles.



Which one to choose?

Seat shells available in three heights can be combined with four different frames: choose between a sled-based or spider leg frame – or do you prefer a four-legged wooden frame? Or maybe a five-star base with wheels?

A hard decision – but always soft.

The
stage
is set.

From elegant to cosy:
the modularity of this
range makes numerous
applications possible.
Conferences, restaurants,
cafeterias or offices:
ray soft fits in anywhere.
And so will you.





ray

jehs+laub



The conference rooms of today bring together people from all over the world. And ray brings together their needs: With individual pads, the high-quality upholstery not only ensures greater comfort, it also creates exciting colour contrasts and numerous layout options for any environment.

**Sit back
into the
future.**



Backup for
your back.

With ray's radial-kinetic activation, you are always up to date. And that is all on display: Its ergonomically designed shell and sleek design blend in perfectly with the room and with backs. It is fascinating how it can be brimming with aesthetic appeal and yet still offer so much comfort.

ray table

jehs+laub



All about the base.

There's room for everyone at the ray table. After all, its new oak legs provide plenty of legroom. Whether rectangular, circular or with an arched table top: The slimline bevelled edge rounds the ray table off perfectly. It's almost a shame that you don't even see its second new feature: the supporting structure now hides a groove for electrical connections so that cables can be hidden once and for all.

ray lounge

jehs+laub



Providing pure relaxation.

If you're often feeling the heat, why not just chill out? This armchair knows exactly what your back needs and adapts to it perfectly. So: feet up, relax and recharge your batteries.

crona light touch
crona light
crona steel
crona light bar

CRONA COLLECTION

You should take a look at this range.

crona – for those who want it all: a chair in the cafeteria, an armchair in the hotel lounge or a stool at the bar. Together with the passionate Archirivolto design studio, a great variety has been created with the crona collection which is virtually limitless – not even outdoors. Please take a seat and browse all of the imaginable colours, shapes and features.

crona light touch

Archirivolto



Flexible in variety.



With this chair, we top this even more: Or, to put it another way, an interior through liner on the crona light plastic shell. That way the wide range of colours is preserved, even with the additional comfort. crona light touch: combining aesthetic appeal with a comfortable companion.

crona light

Archirivolto



Always striking the right note.

It can't be a coincidence: large numbers of people seem to gather in the vicinity of the crona light. That is either because the chair is particularly stunning or a true all-rounder – thus ensuring it is always invited along to meetings. It is even more practical that you can grab a few at a time: up to five chairs can be stacked quite easily.

And just like that,
we are done with
seating.



Not just practical, but flexible, too.
Particularly in terms of design: colours,
shapes and bases can all be combined
just the way you like them.

crona steel

Archirivolto



Brightening up outdoor spaces.

crona steel is the perfect outdoor chair that suits any environment and defies the weather, including the version with seat cushions. With water-repellent cushions made from the kvadrat Patio Collection, the right theme can be achieved on any terrace or balcony.

**Defy the
weather reports.**

Although the flat steel struts of the crona steel run in parallel, some surprising things also converge here: despite its robust design, it will help you to relax. Available in seven colours and with a special outdoor coating, crona steel makes a clear design statement – indoors and outdoors.

crona light bar

Archirivolto

On top of the world with crona.

With its identical design language, crona light bar has not only raised the height of the seats within the crona range but has also become a benchmark for barstools. The best features for the gastronomy and bar sectors make it stand out: Whether chromed or colour laminated – crona light bar is easy to care for, hygienic and robust. That only leaves one question: What would you like to drink?



lift
team
cellular
break
fina club & bar
hero

MORE HIGHLIGHTS

Individual but unique.

Ah, but there's more. Especially when it comes to seating. So, make yourself comfortable! Even more new products await – not in a collection, but always in harmony. Whether in a seminar, large conference hall or the workspace of the future.

lift

jehs+laub



Going up: lift represents the new generation of height-adjustable tables.

Proficient working methods also need flexible tools: With young, fresh designs, various shapes and sizes ensure plenty of layout options. Regardless of whether in project rooms, informal discussion areas or lounges: these tables are always the perfect height.





lift: So everyone is at the same level when co-working. In addition to flexible working, the height-adjustable tables also promise a modern design: The frame is chromed and also available in lava or white. The table tops are available in oak with a HPL or NanoTec finish. Whichever option you choose: it will be perfect for working.

Just a matter of the
right setting.

team

jehs+laub





team is a mobile partition wall system and presentation board all in one. It is a very clever aid for meetings and talks that can be consulted at any time. The textile walls can be configured with an attached pinboard or flip chart – and tables, shelving, wall board and whiteboard panel can be added.

A real team player whose striking presence impresses – but one that also has no problem staying in the background sometimes.



For preparation and presentation. To separate rooms and expand horizons. For pinning on and breaking out: team makes everything conceivable.



cellular

Archirivolto



**Giving your ideas
space to take shape.**

60° has never been so cool. Thanks to its intelligent design, the cellular collection is just as broad as its spectrum of applications. The cells, armchairs and sofas can thus be arranged flexibly, creating a suitable working environment for everyone. Or, as they call it nowadays: workspace.



break

jehs+laub



break looks great in a lounge area and even better if you simply place it wherever required. The five-star base is available in polished aluminium with a chromed supporting column, while the table top is available in many different shapes, sizes and colours – to suit your needs.



On top form no matter the height.

35, 55, 74 or 108 cm tall. break has dimensions to suit every taste. It's perfect for standing or sitting. Used in the lounge or as a bistro table – break really stands out regardless of size and shape. Tall or short, it is a favourite for taking a break.

fina club & bar

Wolfgang C.R. Mezger



Club? Bar?
Why not both?

Coffee and milk, gin and tonic, fina club and fina bar: with their angled four-legged oak frame, these two fit together so well that every visit is a pleasure. And if you haven't decided what you would like to order yet: the fina club table top is also available with NanoTec.



hero

Roland Schmidt Design



hero never moves: No matter how long an event is due to last, the integrated row linking devices stand up to the highest demands. With or without armrest, upholstery or writing tablet: With its new plastic shell, hero is a comfortable chair that will find a spot – and be found – anywhere. Also available with optional row and seat numbering.

Holds its posture.





**A talented all-rounder thanks
to the multifunctional element.**

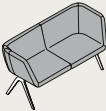
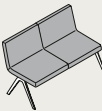
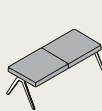
TECHNICAL
INFORMATION

- 76 A-BENCH
- 79 A-CHAIR
- 79 A-LOUNGE
- 80 BREAK
- 81 CELLULAR
- 83 CRONA LIGHT
- 83 CRONA LIGHT BAR
- 84 CRONA LIGHT TOUCH
- 85 CRONA STEEL
- 86 FINA CLUB & BAR
- 87 HERO
- 88 LIFT
- 91 RAY
- 91 RAY LOUNGE
- 92 RAY SOFT
- 94 RAY TABLE
- 95 TEAM

A - BENCH

2 - SEATER BENCH

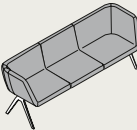
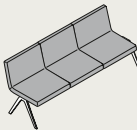
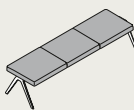
JEHS+LAUB | V-shaped foot stirrup in die-cast aluminium, polished (9791) | V-shaped foot stirrup in solid oak wood, stained according to oak standard range, matt lacquered (9792) | foot stirrup screwed to the traverse | fully upholstered seating elements with a grid dimension of 65 cm, available in various finishes | set onto the traverse in aluminium-line-press-profiles and screwed with four fittings made of impact resistant polyamide | traverse in aluminium, coated in lava RAL 7021 FS matt | plastic gliders, anti-sliding (9791), gliders with QuickClick-System (15) (9792) | assembly on site



Model	9791-200	9791-201	9791-202
Total dimensions in cm (width/total depth/total height/seat height)	130/54/46/46	130/65/82/46	160/65/82/46
Weight in kg	25.0	35.0	43.0
Model	9792-200	9792-201	9792-202
Total dimensions in cm (width/total depth/total height/seat height)	130/54/46/46	130/65/82/46	160/65/82/46
Weight in kg	23.0	33.0	41.0

3 - SEATER BENCH

JEHS+LAUB | V-shaped foot stirrup in die-cast aluminium, polished (9791) | V-shaped foot stirrup in solid oak wood, stained according to oak standard range, matt lacquered (9792) | foot stirrup screwed to the traverse | fully upholstered seating elements with a grid dimension of 65 cm, available in various finishes | set onto the traverse in aluminium-line-press-profiles and screwed with four fittings made of impact resistant polyamide | traverse in aluminium, coated in lava RAL 7021 FS matt | plastic gliders, anti-sliding (9791), gliders with QuickClick-System (15) (9792) | assembly on site



Model	9791-300	9791-301	9791-302
Total dimensions in cm (width/total depth/total height/seat height)	195/54/46/46	195/65/82/46	225/65/82/46
Weight in kg	34.5	49.5	57.5
Model	9792-300	9792-301	9792-302
Total dimensions in cm (width/total depth/total height/seat height)	195/54/46/46	195/65/82/46	225/65/82/46
Weight in kg	32.5	47.5	55.5

A - BENCH

FOOT STIRRUP

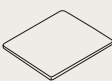
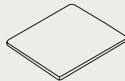
JEHS+LAUB | V-shaped foot stirrup in die-cast aluminium, polished (FAL) or solid oak wood, stained according to oak standard range (FEI), matt lacquered | foot stirrup as connecting element of two traverses or as end of a configuration, screwed to the traverse | plastic gliders, anti-sliding (FAL), gliders with QuickClick-System (15) (FEI) | assembly on site



Model	9790-FAL 1	9790-FAL 2
Weight in kg	3.0	4.7
Model	9790-FEI 1	9790-FEI 2
Weight in kg	2.0	2.5

TABLET

JEHS+LAUB | tablet in different finishes, with a chamfered edge, thickness approx. 19 mm | individual elements set onto the traverse in aluminium-line-press-profiles and screwed with four fittings made of impact resistant polyamide | assembly on site



Model	9790-T01	9790-T02	9790-T03
Weight in kg	on request	on request	on request

A - BENCH





TRAVERSE





JEHS+LAUB | traverse in aluminium, coated in lava RAL 7021 FS matt | for configuration of a straight, radius or corner shaped bench | assembly on site

				
Model	9790-TR2	9790-TR3	9790-TRE	9790-TRR
Individual elements	2-seater traverse	3-seater traverse	corner traverse	radius traverse for two seating elements (suitable for inner and outer radius)
Weight in kg	5.0	7.5	2.5	7.0

SEAT CUSHION

JEHS+LAUB | fully upholstered seating elements with a grid dimension of 65 cm, available in various finishes, freely combinable | individual elements set onto the traverse in aluminium-line-press-profiles and screwed with four fittings made of impact resistant polyamide | for configuration of a straight, radius or corner shaped bench | assembly on site

				
Model	9790-KG	9790-SG	9790-SAR	9790-SAL
Individual elements	seat cushion straight	seat straight	seat with integrated arm right	seat with integrated arm left
Total dimensions in cm (width/total depth/total height)	65/54/10	65/65/45	80/65/45	80/65/45
Weight in kg	7.0	12.0	16.0	16.0

				
Model	9790-SE	9790-SRI	9790-SRA	9790-KR
Individual elements	corner 90°	seat with inner radius 22.5°	seat with outer radius 22,5°	seat cushion suitable for inner and outer radius 22.5°
Total dimensions in cm (width/total depth/total height)	65/65/45	82/67/45	80/67/45	80/56/10
Weight in kg	16.0	13.0	12.0	7.0

A - CHAIR

STACKING CHAIRS WITH ARMRESTS


JEHS+LAUB | glass fibre reinforced plastic frame with integrated armrests in the colours lava, stone, clay, ice | armrests with a soft touch arm-cap in the same colour as the frame | moulded beech plywood seat shell, clear lacquered, or | plastic seat shell in the colours lava, stone, clay, ice, rust | plastic gliders

		
Model	9707/A	9709/A
	wood shell/plastic frame	plastic shell/plastic frame
Total dimensions in cm (width/total depth/total height/seat height)	60/55/81/46	60/55/81/46
Weight in kg	6.9	6.9
Stackable	15	15
Colours plastic frame	lava stone clay ice	lava stone clay ice
Colours plastic shell	lava stone clay ice rust	lava stone clay ice rust

A - LOUNGE

LOUNGE CHAIR

JEHS+LAUB | V-shaped foot stirrup in die-cast aluminium, polished (9741) | V-shaped foot stirrup in bonded laminated oak wood, stained according to oak standard range, matt lacquered (9743) | fully upholstered shell with a completely foamed metal tube frame and a base upholstery with elastic Nosag feathers | plastic gliders (9741) | gliders with QuickClick-System (15) (9743)

		
	<hr/>	
Model	9741	9743
Total dimensions in cm (width/total depth/total height/seat height)	71/71/78/43	71/71/78/43
Weight in kg	16.0	12.5

BREAK

BISTRO AND CAFETERIA TABLE

JEHS+LAUB | four-star base in polished aluminium | column chromed | mounting plate black | adjustable plastic gliders | various table top options and shapes available



Model	3962		
Edge	ABS	CRK	
Table height in cm	74	74	
Table top thickness in mm	30	30	
Table top shapes			
	3962/0	3962/9	3962/1
	70 x 70 extension 68 cm 80 x 80 90 x 90 extension 83 cm	70 x 70 extension 68 cm 80 x 80 90 x 90 extension 83 cm	ø 70 80 extension 68 cm ø 90 100 extension 83 cm ø 110 120 extension 83 cm
Dimensions in cm			

STANDING TABLE

JEHS+LAUB | four-star base in polished aluminium | column chromed | mounting plate black | adjustable plastic gliders | various table top options and shapes available



Model	3964		
Edge	ABS	CRK	
Table height in cm	108	108	
Table top thickness in mm	30	30	
Table top shapes			
	3964/0	3964/9	3964/1
	70 x 70 extension 68 cm 80 x 80 extension 83 cm	70 x 70 extension 68 cm 80 x 80 extension 83 cm	ø 70 80 extension 68 cm ø 90 extension 83 cm
Dimensions in cm			

BREAK

LOUNGE TABLES

JEHS+LAUB | four-star base in polished aluminium | column and mounting plate chromed | adjustable plastic gliders | various table top options and shapes available



Model	3960	3969
Edge	JLK	JLK
Table height in cm	55	35
Table top thickness in mm	20	20
Table top shapes		
	3960/9 3969/9	3960/1 3969/1
	65 x 65 cm extension 58 cm	ø 70 extension 58 cm
Dimensions in cm		

CELLULAR

WORKING DESK WITH PANEL

ARCHIRIVOLTO | four (CE4010) or twelve (CE4030) single legs in steel tube tapered, coated in lava RAL 7021 FS matt | panel upholstered | various table top versions available | gliders with anti-sliding-surface



Model	CE4010	CE4030
Edge	ABS	ABS
Dimension table (w leading edge x d x h)	170/76/74	170/76/74
Table top thickness in mm	22	22
Total dimensions in cm (width/total depth/total height)	200/115/139	500/115/139

CELLULAR

WORKING DESK WITH PANEL
AND DEPOSIT TABLE

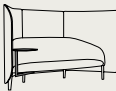
ARCHIRIVOLTO | seven single legs in steel tube tapered, coated in lava RAL 7021 FS matt | panel upholstered | various table top versions available | gliders with anti-sliding-surface



Model	CE3100 right	CE3200 left
Edge	ABS	ABS
Dimension table (w leading edge x d x h)	170/76/74	170/76/74
Table top thickness in mm	22	22
Total dimensions in cm (width/total depth/total height)	200/180/139	200/180/139

WRITING TABLET

ARCHIRIVOLTO | solid core table top | mounting bracket coated in lava RAL 7021 FS matt | attachable on the right and left side | available for the models CE-1100 and CE-2300 | also retrofittable



Model	CE030
Table top thickness in mm	10
Table top	solid core, U 11209 MP (SR 209) royal white or U 12231 MP (U231) slate grey
Table top shape (ø in cm)	circle CE030/1 ø 45

CRONA LIGHT PLASTIC CHAIR

ARCHIRIVOLTO | sled base frame | solid steel, chromed | stackable | plastic shell made of polypropylene in selected colours, optionally with loose seat cushion | without gliders



Model	6306
Total dimensions in cm (width/total depth/total height/seat height)	53/53/79/45
Weight in kg	7.9
Stackable	5
Plastic shell colours/coating colours	lava stone aqua black cherry lemongrass melon fog

CRONA LIGHT BAR
BAR

ARCHIRIVOLTO | four-legged frame in bonded laminated beech wood, not stackable clear lacquered | plastic shell made of polypropylene in selected colours | optionally with loose seat cushion | foot rest chromed | plastic gliders



Model	6310
Total dimensions in cm (width/total depth/total height/seat height)	45/48/106.5/76
Weight in kg	6.8
Plastic shell colours/coating colours	lava stone aqua black cherry lemongrass melon fog

CRONA LIGHT TOUCH

PLASTIC CHAIRS WITH UPHOLSTERED INNER SHELL

ARCHIRIVOLTO | central base with four foot extensions in steel tube, tapered | chromed | plastic shell made of polypropylene in selected colours, with upholstered inner shell | rotating, with plastic gliders (6311/TA) | non-rotating, with universal casters, not retarding (6313/TA)



Model	6311/TA	6313/TA
Total dimensions in cm (width/total depth/total height/seat height)	61/53/84/47	61/53/84/47
Weight in kg	9.9	9.4
Plastic shell colours	lava stone aqua black cherry lemongrass melon fog	lava stone aqua black cherry lemongrass melon fog

ARCHIRIVOLTO | four-legged frame non stackable, in steel tube, tapered (6314/TA) | sled base frame non stackable, solid steel chromed (6315/TA) | plastic shell made of polypropylene in selected colours, with upholstered inner shell | plastic gliders (6314/TA) | without gliders (6315/TA)



Model	6314/TA	6315/TA
Total dimensions in cm (width/total depth/total height/seat height)	61/52/84/47	61/52/84/47
Weight in kg	10.1	11.0
Plastic shell colours/coating colours	lava stone aqua black cherry lemongrass melon fog	lava stone aqua black cherry lemongrass melon fog

ARCHIRIVOLTO | four-legged frame | in bonded laminated beech wood, clear lacquered | plastic shell made of polypropylene in selected colours, with upholstered inner shell | plastic gliders



Model	6317/TA
Total dimensions in cm (width/total depth/total height/seat height)	61/52/84/47
Weight in kg	9.0
Plastic shell colours	lava stone aqua black cherry lemongrass melon fog

CRONA STEEL

STACKING CHAIR

ARCHIRIVOLTO | four-legged frame, stackable | round section steel tube | with ergonomic shaped seat slats made of rounded flat steel | with universal coating for indoor and outdoor usage in selected colours | plastic gliders



Model	6340	6340/A
Total dimensions in cm (width/total depth/total height/seat height)	53/55/82/46	59/59/82/46
Weight in kg	6.8	7.8
Stackable	4	4
Coating colours	lava stone aqua black cherry lemongrass melon fog	lava stone aqua black cherry lemongrass melon fog

STEEL TABLE

ARCHIRIVOLTO | four-legged frame in steel | table top in steel panel | frame and table top in the same coating colour | with universal coating for indoor and outdoor usage in selected colours | plastic gliders



Model	6394
Table top	steel panel
Table height in cm	74
Coating colours	lava stone aqua black cherry lemongrass melon fog
Table top shapes	6394/06394/1
Dimensions in cm	70 x 70 80 x 80ø 72 80

FINA BAR

BAR STOOL

WOLFGANG C.R. MEZGER | frame solid oak wood, not stackable | stained according to oak standard range, matt lacquered | foot rest chromed | shell in moulded oak wood, horizontally veneered, tapered to the outside, stained according to oak standard range, matt lacquered | not upholstered, invisibly fixed (6821) or fully upholstered (6831) | plastic gliders



Model	6821	6831
Total dimensions in cm (width/total depth/total height/seat height)	42/48/108/78	42/48/108/78
Weight in kg	5.7	6.4

FINA CLUB

STANDING TABLE

WOLFGANG C.R. MEZGER | table legs in solid oak wood, stained according to oak standard range, matt lacquered | invisibly screwed to the table top with particular inserted steel fittings | lower brace oval tube and connecting nodes made of die-cast aluminium, chromed | optionally available with decor NTB (Nano Tec Brunner) | various table top options and shapes available | gliders with QuickClick-System with Hyper-inlay



Model	6873				
Table top	HPL	HPL			
Edge	ABS	FCK			
Table height in cm	110	110			
Table top thickness in mm	30	30			
Table top shapes	6873/0	6873/0	6873/1	6873/9	6873/8
Dimensions in cm	80 x 80 90 x 90 100 x 100	160 x 80 180 x 90* 200 x 100*	ø 120 140	80 x 80 90 x 90 100 x 100	160 x 80 180 x 90* 200 x 100*

* incl. reinforcement bar.

HERO

STACKING CHAIR

ROLAND SCHMIDT DESIGN | vertical stacking chair, with or without armrests | armrests in black plastic | four-legged frame chromed | shell in plastic, three-dimensiononally shaped, with flattened edge | in selected colours, invisibly fixed | multifunctional element MFE, black plastic | plastic gliders



Model	4604	4604/A
Total dimensions in cm (width/total depth/total height/seat height)	50/52/82.5/45	55.5/52/82.5/45
Weight in kg	5.7	7.0
Stackable	20	20
Plastic shell colours	black white clay dawn rust reed	black white clay dawn rust reed

HERO PLUS

STACKING CHAIR

ROLAND SCHMIDT DESIGN | vertical stacking chair, with or without amrests | armrests in black plastic, optional in white | four-legged frame, chromed, with integrated row connection for configuration chair - chair / chair - armrest chair / armrest chair - armrest chair | shell in plastic, three-dimensiononally shaped, with flattened edge | in selected colours, invisibly fixed | multifunctional element MFE plus, black plastic, optional in white | QuickClick-gliders with stacking protection, interchangeable hyper inlay (teflonlike)



Model	4608	4608/A
Total dimensions in cm (width/total depth/total height/seat height)	51/52/82.5/45	56/52/82.5/45
Weight in kg	5.7	7.0
Stackable	20	20
Plastic shell colours	black white clay dawn rust reed	black white clay dawn rust reed

LIFT

HEIGHT ADJUSTABLE
CONFERENCE TABLE

JEHS+LAUB | electric height adjustable telescopic column frame, height adjustable from 68 cm to 118 cm | frame consists of 2 columns and a base traverse with flat foot extensions in V-shape made of die-cast aluminium | frame completely coated in white RAL 9016 smooth | power supply for the height adjustment with fabric-covered cables and power plugs, routed visibly on the leg with plastic clip | with automatic cable moving in | plastic gliders | different table top and edge finishes available | matching options for electrification



Model	7882		
Table top	flake core board	flake core board	MDF board
Edge	ABS	BK	CRK
Table height in cm	68-118	68-118	68-118
Table top thickness in mm	30	30	30
<div><div></div><div></div></div>			
Table top shapes	7882/0	7882/8	
Dimensions in cm	220x110 240x110 260x110	220x110 240x110 260x110	

LIFT

HEIGHT ADJUSTABLE
CENTRE-COLUMN TABLE

JEHS+LAUB | height adjustable frame with central gas spring, adjustable from 73 cm to 116 cm | frame with four flat foot extensions made of die-cast aluminium | column round section steel tube | foot extensions and column coated in white RAL 9016 smooth | plastic gliders, adjustable | different table top and edge finishes available



Model	7881		
Table top	flake core board	flake core board	MDF board
Edge	ABS	BK	CRK
Table height in cm	73-116	73-116	73-116
Table top thickness in mm	30	30	30
<div><div></div><div></div><div></div></div>			
Table top shapes	7881/0	7881/9	7881/1
Dimensions in cm	80x80 90x90	80x80 90x90	ø 80 90 100

LIFT

SIDE TABLE

JEHS+LAUB | height adjustable frame with central gas spring, adjustable from 52 cm - 81 cm | frame with four flat foot extensions made of die-cast aluminium | column round section steel tube | foot extensions and column coated in white RAL 9016 smooth | solid core table top, core solidly coloured | gliders with QuickClick-System (15)



Model	7890
Table top	solid core, U 12007 MP (U007) graphite black or U 11005 MP (U 002) white
Table height in cm	52-81
Table top thickness in mm	10
Table top shapes	7890/8
Dimensions in cm	57.5 x 40

RAY

RAY LOUNGE

Model
Total dimensions in cm (width/total depth/total height/seat height)
Weight in kg

CONFERENCE SWIVEL CHAIR WITH UPHOLSTERED PADS

JEHS+LAUB | V-shaped seat support linked directly to armrest | in aluminium diecast, polished, pivotable, with Brunner RKA (radial-kinetic activation) | shell completely covered with foam and fully upholstered | shell with four inserted upholstered pads | base and gliders made of die-cast aluminium, polished | plastic gliders



Model	9262/A
Total dimensions in cm (width/total depth/total height/seat height)	61/67/124/46
Weight in kg	18.0

EASY CHAIR, HIGH-BACK CHAIR AND OTTOMAN

JEHS+LAUB | frame in solid oak wood, stained according to oak standard range, matt lacquered | fully upholstered | gliders with QuickClick-System (15)



Model	9245	9240	9246
Total dimensions in cm (width/total depth/total height/seat height)	73/78/75/40	80/90/100/40	60/49/44
Weight in kg	20.0	24.0	9.0

JEHS+LAUB | sled base frame | wire steel, chromed | fully upholstered | plastic gliders



Model	9244	9242	9248
Total dimensions in cm (width/total depth/total height/seat height)	73/78/75/40	80/90/100/40	60/49/44
Weight in kg	20.0	24.0	9.0



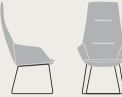
RAY SOFT

UPHOLSTERED EASY CHAIR




JEHS+LAUB | four-legged frame in solid oak wood, stained according to oak standard range, matt lacquered | fully upholstered shell with integrated arms | gliders with QuickClick-System (15)

			
Model	9613/A	9623/A	9633/A
Total dimensions in cm (width/total depth/total height/seat height)	68/62/81/48	68/69/95/48	69/72/122/48
Weight in kg	9.3	10.2	11.1

JEHS+LAUB | sled base frame | solid steel, chromed | fully upholstered shell with integrated arms | without gliders

			
Model	9614/A	9624/A	9634/A
Total dimensions in cm (width/total depth/total height/seat height)	68/63/83/48	68/69/97/48	69/72/125/48
Weight in kg	11.1	12.0	12.9




JEHS+LAUB | central base with four foot extensions in polished aluminium | fully upholstered shell with integrated arms | pivotable | gliders with QuickClick-System (15)

			
Model	9615/A	9625/A	9635/A
Total dimensions in cm (width/total depth/total height/seat height)	68/63/83/48	68/69/97/48	69/72/125/48
Weight in kg	12.0	12.9	13.8




RAY SOFT

UPHOLSTERED EASY CHAIR

JEHS+LAUB | central base with four foot extensions in polished aluminium | fully upholstered shell with integrated arms | non pivotable | casters with open wheel in hard quality for carpet flooring

			
Model	9618/A	9628/A	9638/A
Total dimensions in cm (width/total depth/total height/seat height)	68/63/79/48	68/70/94/48	69/73/121/48
Weight in kg	12.0	12.9	13.8

JEHS+LAUB | swivel base in die-cast aluminium, polished | fully upholstered shell with integrated arms | pivotable, with rocking mechanism | height adjustable | casters hard, retarding, suitable for carpet flooring

			
Model	9619/A	9629/A	9639/A
Total dimensions in cm (width/total depth/total height/seat height)	68/63/83–93/46–56	68/67/95–105/46–56	69/72/124–133/46–56
Weight in kg	12.4	13.3	14.2

RAY TABLE

CONFERENCE TABLE SYSTEM

JEHS+LAUB | underframe consisting of a number of legs depending on table size and frame size, in solid oak wood, stained according to oak standard range, matt lacquered, inner side with continious groove for receiving optional cable channel, underframe made of special rectangular section tube, cross brace special rectangular section tube, coated in lava RAL 7021 FS matt, horizontal brace special rectangular section tube, coated in lava RAL 7021 FS matt | gliders with QuickClick-System (15) | various table top and edge options available | fixation of table top by means of a mounting plate in lava and plastic angles

**Attention: HPL wood decor in decor direction crossways is only possible up to a table length of 200 cm !
Parts are not assembled; incl. assembly material and packaging.**



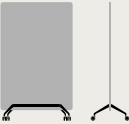
Model	9314 9334				
Table top	flake core board	flake core board	MDF board		
Edge	ABS	BK	CRK		
Table height in cm	74	74	74		
Table top thickness in mm	30	30	30		
Table top shapes					
	9314/1	9314/0	9314/0	9314/9	9334/9
Dimensions in cm	ø 200	190 x 190	220 x 120 300 x 120	200 x 200 220 x 130 300 x 130	side length 180

TEAM

Model
Dimensions in cm (h x w)
Dimensions panel in cm (h x w)
Table top thickness in mm
Weight in kg

MOBILE ROOM DIVIDING SYSTEM

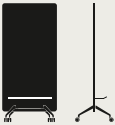
JEHS+LAUB | ultralight panel covered with fabric | feet extension in aluminium die-cast, polished | cross cover chromed | four casters, lockable, hard, suitable for carpet flooring



TE100				
150 x 90	150 x 120	195 x 90	195 x 120	195 x 200
133.5 x 88	133.5 x 118	178.5 x 88	178.5 x 118	178.5 x 198
28	28	28	28	28
20.0	22.0	23.0	28.7	43.0

MOBILE WHITEBOARD

JEHS+LAUB | inscribable whiteboard, both sides laminated with HPL white | not magnetic | feet extension in aluminium die-cast, polished | cross cover chromed | four casters, lockable, hard, suitable for carpet flooring






Model	TE101	
Dimensions in cm (h x w)	195 x 90	195 x 120
Dimensions panel in cm (h x w)	178.5 x 88	178.5 x 118
Table top thickness in mm	33	33
Weight in kg	33.0	44.0

TEAM

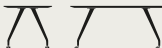



WALL BOARD

JEHS+LAUB | ultralight panel covered with fabric | invisible fitting with mounting rails including height adjustment (included in scope of delivery)

			
Model	TE200	TE201	TE202
Dimensions in cm (h x w)	120 x 90 120x120	120 x 90 120x120	120 x 90 120x120
Dimensionspanel in cm (h x w)	120 x 88 120x118	120 x 88 120x118	120 x 88 120x118
Table top thickness in mm	28	28	28
Weight in kg	10.5 14.0	13.3 17.0	19.0 24.0

MOBILE TABLE





JEHS+LAUB | four single legs in die-cast aluminium, polished | four casters, lockable, hard, suitable for carpet flooring | different table top and edge finishes available

			
Model	TE70		
Edge	ABS 30 team (r 70mm)	BK 30 team (r 70 mm)	CRK 30 team (r 70mm)
Table height in cm	74	74	74
Table top thickness in mm	30	30	30
Table top	flake core board	flake core board	MDF board
			
Table top shapes	TE70/9	TE70/9	TE70/1
Dimensions in cm	80 x 80 100x100 120x120	160 x 80 180x90 200x100	ø 100 120 140

TEAM

MOBILE STANDING TABLE

JEHS+LAUB | four single legs in die-cast aluminium, polished | assembly ring on top in flat steel coated in lava RAL 7021 FS matt | four casters, lockable, hard, suitable for carpet flooring | different table top and edge finishes available

			
Model	TE80		
Edge	ABS 30 team (r 70mm)	BK 30 team (r 70 mm)	CRK 30 team (r 70 mm)
Table height in cm	110	110	110
Table top thickness in mm	30	30	30
Table top	flake core board	flake core board	MDF board
			
Table top shape	TE80/9	TE80/9	TE80/1
Dimensions in cm	120 x 120	200 x 100	ø 140

Company headquarters . Germany
Brunner GmbH

Im Salmenkopf 10
D-77866 Rheinau Germany

Tel. +49 7844 402 0
Fax +49 7844 402 800
info@brunner-group.com

Managing Directors:
Helena Brunner, Rolf Brunner,
Dr. Marc Brunner

Sales subsidiary . Great Britain
Brunner UK Limited,

62-68 Rosebery Avenue,
London EC1R 4RR, UK

Tel. +44 20 7309 6400
Fax +44 20 7309 6401
sales@brunner-uk.com

Sales subsidiary . Switzerland
Brunner AG

Gewerbestrasse 10
CH-3322 Schönbühl

Tel. +41 319 32 22 32
Fax +41 319 32 22 64
info.ch@brunner-group.com

Sales subsidiary . France
Brunner SAS

Siège social . 16, rue du Ried
F-67720 Weyersheim

Tel. +33 38 86 81 314
Fax +33 38 86 81 056
france@brunner-group.com

brunner-group.com